the brooks SHOPPING

ACTIVITY PACK

AGES 1-4

brooks-shopping.co.uk

ENGLISH

I SPY AND READ

Draw a line to the matching picture when you have read each word.

Ball Book Paint

Sun Boy

Girl Apple Banana

Bell Pen

CVC Words Wordsearch

s	i	t	o	j
r	z	k	s	u
p	e	t	z	g
i	u	j	a	m
y	e	b	o	x

pet jam

box sit

jug

READ AND DRAW

Read the words and then draw a picture to illustrate each word.

man

bin

dog

van

MATHS

HOW MANY ?

I SPY AND ADD



I SPY AND ADD

Read the words and then draw a picture to illustrate each word. Count the number of each type of farm picture needed in the addition number sentence.

Write the numbers in the boxes to create and then solve an addition number sentence.

☐ +  ☐ = ☐

 ☐ +  ☐ = ☐

 ☐ +  ☐ = ☐

☐ +  ☐ = ☐

 ☐ +  ☐ = ☐

COLOURING

To all key Workers...
THANK YOU!
NHS
Supermarkets
AND more
Delivery Drivers
Carers
5÷2 TEACHERS
We appreciate it


5+3=



GIVE IT A TRY

RECIPE

Ingredients

- 100g milk chocolate, broken up
- 50g dark chocolate, broken up
- 100g butter
- 4 tbsp golden syrup
- 100g rice krispies

To decorate

- 50g milk chocolate, melted
- Sprinkles, mini marshmallows, nuts, smarties, dried fruit or white chocolate buttons

Method

Put the chocolate in a heatproof bowl with the butter and golden syrup and gently melt in 10-second bursts in the microwave, or melt it over a pan of simmering water, making sure the bowl doesn't touch the water. Stir until smooth, then take off the heat and stir in the rice pops, coating them gently with the chocolate until they are all completely covered.

Divide the mixture between nine cupcake or 12 fairy cake paper cases – it's easier if you slide these into a muffin tin as it will help them hold their shape. Leave to set. If you want them to set faster, put in the fridge for 1 hr.

Drizzle with a little melted chocolate and decorate with sweets, dried fruit or nuts while they are still wet enough to stick them on. Will keep in an airtight container for five days.